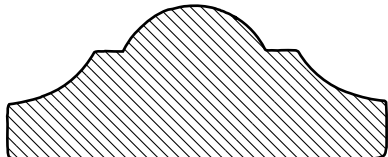
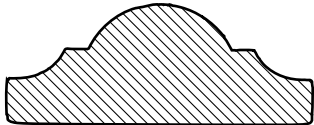

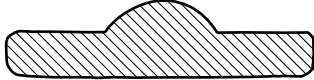
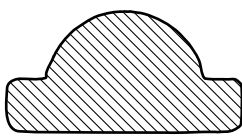
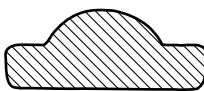
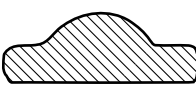
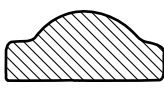
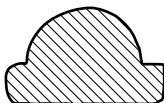


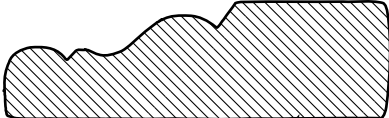

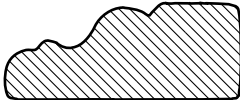
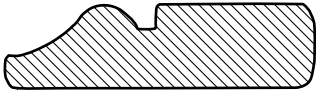
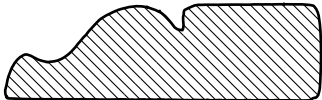

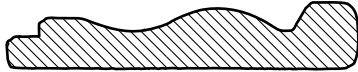




## Mouleurs à demi-rond

	Dimensions	Matière	Réf.
	50 x 20	Acier Alu	077AC 077AL
	40 x 15	Acier Alu	075AC 075AL
	35 x 10	Acier	265AC
	40 x 10	Acier	256AC
	30 x 15	Acier	264AC
	25 x 10	Acier	198AC
	25 x 8	Acier	258AC
	20 x 8	Acier	263AC
	20 x 12	Acier	257AC
	20 x 8	Acier	197AC
	20 x 10	Acier Alu	266AC 266AL


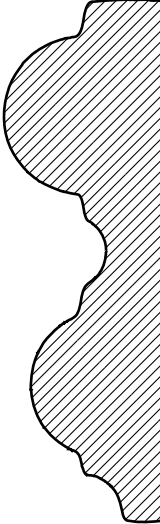
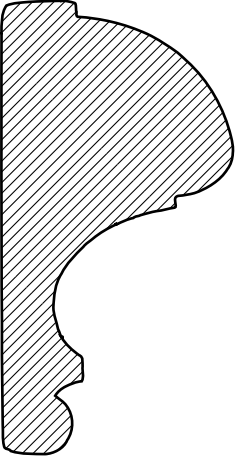

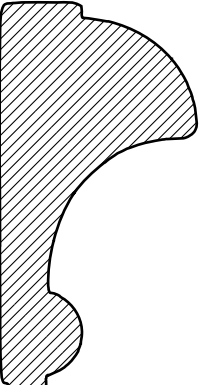


## Chambranles à doucine


	Dimensions	Matière	Réf.
	50 x 15	Acier	066AC
	40 x 12	Acier	261AC
	30 x 12	Acier	232AC
	40 x 10	Acier	056AC
	40 x 12	Acier	200AC
	30 x 8	Acier	199AC
	45 x 8	Acier	069AC
	25 x 6	Acier Alu	072AC 072AL



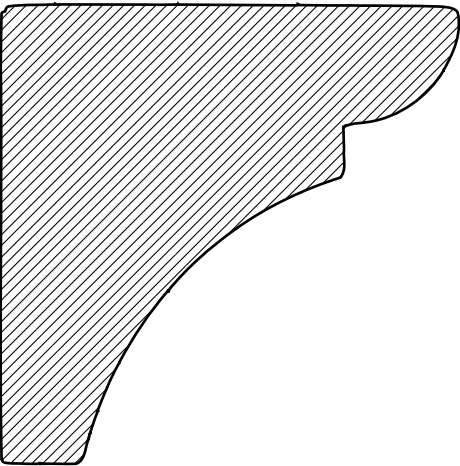
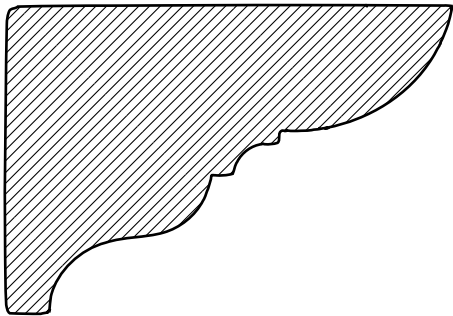
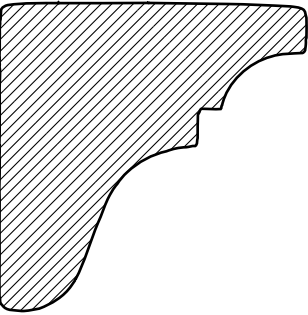
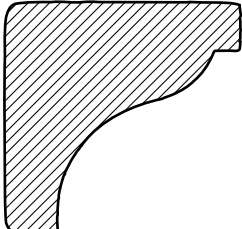
## Moulures à corniche

	Dimensions	Matière	Réf.	
	◀ 80 x 45	Acier Alu	276AC 276AL	
	70 x 20	Acier Alu	268AC 268AL	▶ 
	60 x 30	Acier Alu Laiton	277AC 277AL 277LA	
	50 x 25	Acier Alu Laiton	270AC 270AL 270LA	



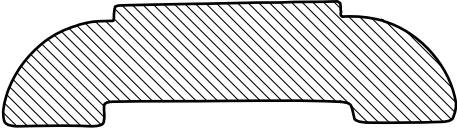
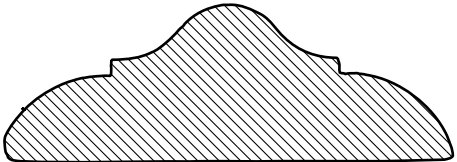
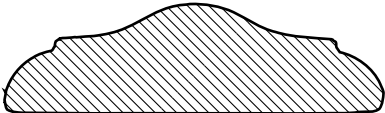
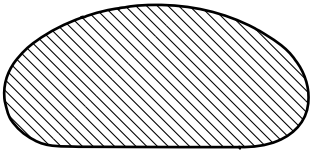
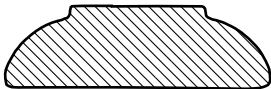
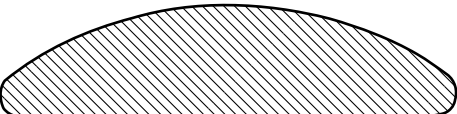



## Moulures d'angle

	Dimensions	Matière	Réf.
	60 x 60	Alu	287AL
	58 x 40	Acier Alu Laiton	274AC 274AL 274LA
	40 x 40	Acier Alu Laiton	275AC 275AL 275LA
	30 x 30	Acier Alu Laiton	273AC 273AL 273LA



## Mains courantes

	Dimensions	Matière	Réf.
	60 x 15	Acier	281AC
	60 x 20	Acier	279AC
	50 x 14	Acier	278AC
	40 x 18	Acier	280AC
	35 x 10	Acier	289AC
	60 x 15	Inox	288IN



## Moules à souder pour poteaux acier

Moulure haute  $\varnothing 30$   
Réf. 00042



Moulure haute  $\varnothing 35$   
Réf. 00044



Moulure haute  $\varnothing 30$   
Réf. 00041



Moulure haute  $\varnothing 35$   
Réf. 00043

